



UNIVERSITY OF
DETROIT
MERCY

RAFTR PROFILE ADJUSTMENTS FAQS

How do I change my password?

Visit <https://app.raftr.com/reset> and enter your email to receive a resent link

How do I get more/fewer notifications?

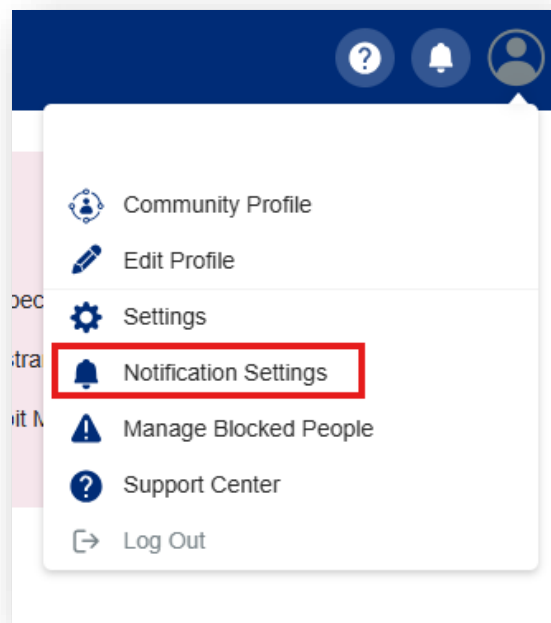
Raftr's notifications are fully customizable.

For Notifications related to content you follow, people, memberships, messages, content you manage, and safety:

- Navigate to your **Profile Picture** in the upper right corner of your Raftr home page.

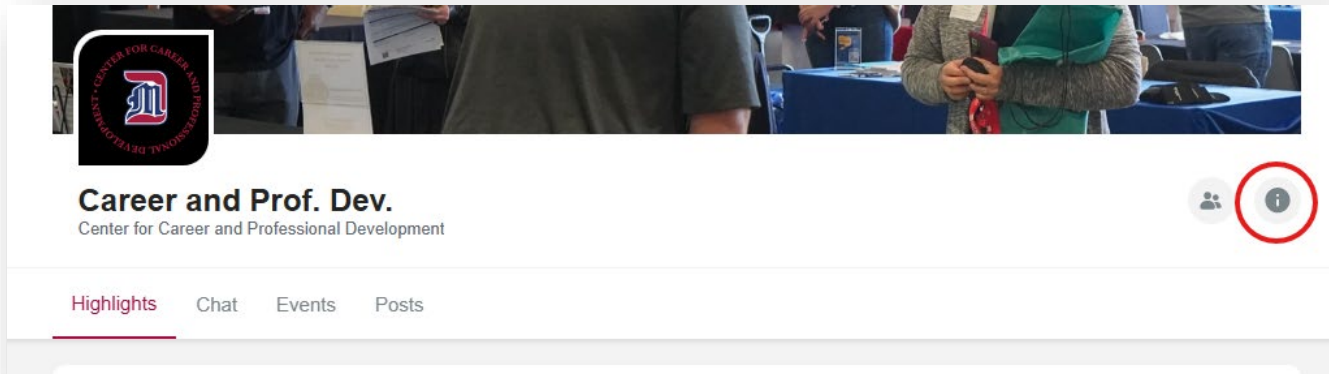


- Select **Notification Settings** located next to a bell icon. From here, decide which notifications that you want to receive.

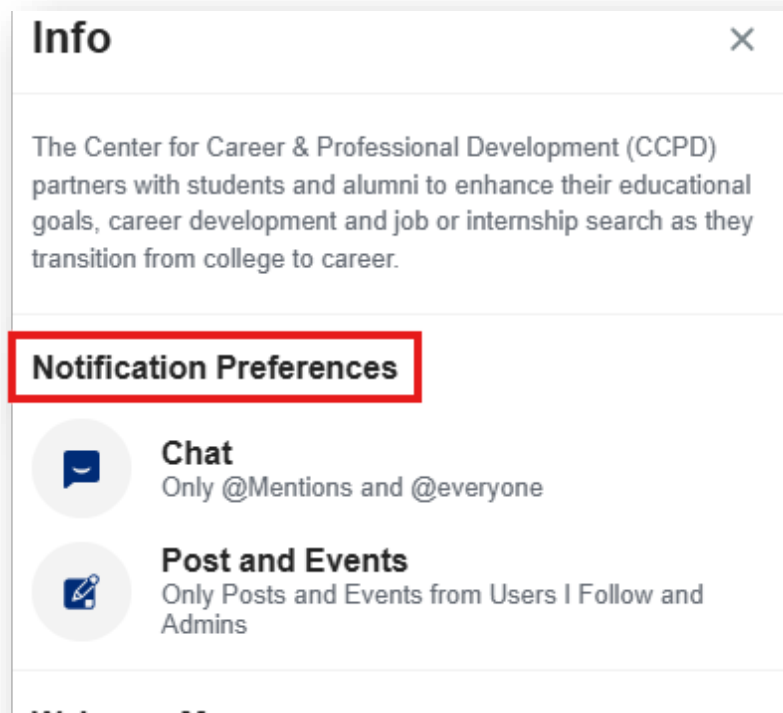


For Notifications related to a specific Raft:

- Navigate to the desired Raft to adjust your notifications. Select the (i) Icon located on the right side of the Raft home page.



- Under **Notification Preferences**, select either Chat or Post and Events. Adjust notifications from here.

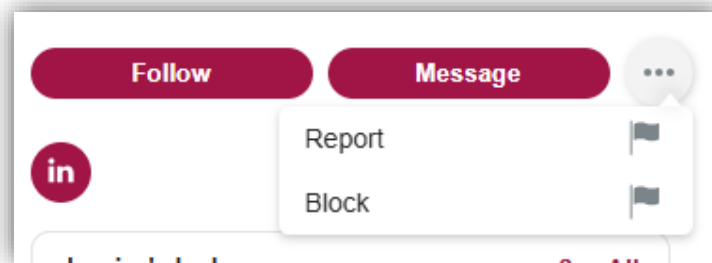


Can a member see if I follow or unfollow them?

Members can view the list of people who follow them on their profile. Depending on their notification preferences, they may even get a notification when someone new follows them. A member will never receive a notification that someone has unfollowed them, but that member will no longer appear on their members list.

How do I block someone on Raftr?

Each individual person who uses Raftr can block or report another member. Blocking someone makes it so that person's Posts no longer appear in the blocker's feeds. Reporting someone allows you to alert Team Raftr to someone whose behavior on the platform is offensive, inappropriate, threatening, spam, abuse, or otherwise unacceptable. We will investigate and alert Community Space Admins of the report. Users who violate Raftr's Terms of Use may be subject to removal from the platform. To block someone, navigate to their Raftr profile. Proceed by clicking the "..."



Can a member see if I block them on Raftr?

Members will **never** be notified that you block them on Raftr. When you block someone, all their content and their profile will be hidden from you across the platform. However, they will still be able to see your content. If someone you blocked tries to interact with your content or send you a message, you will not be notified, and it will not appear for you on the app.

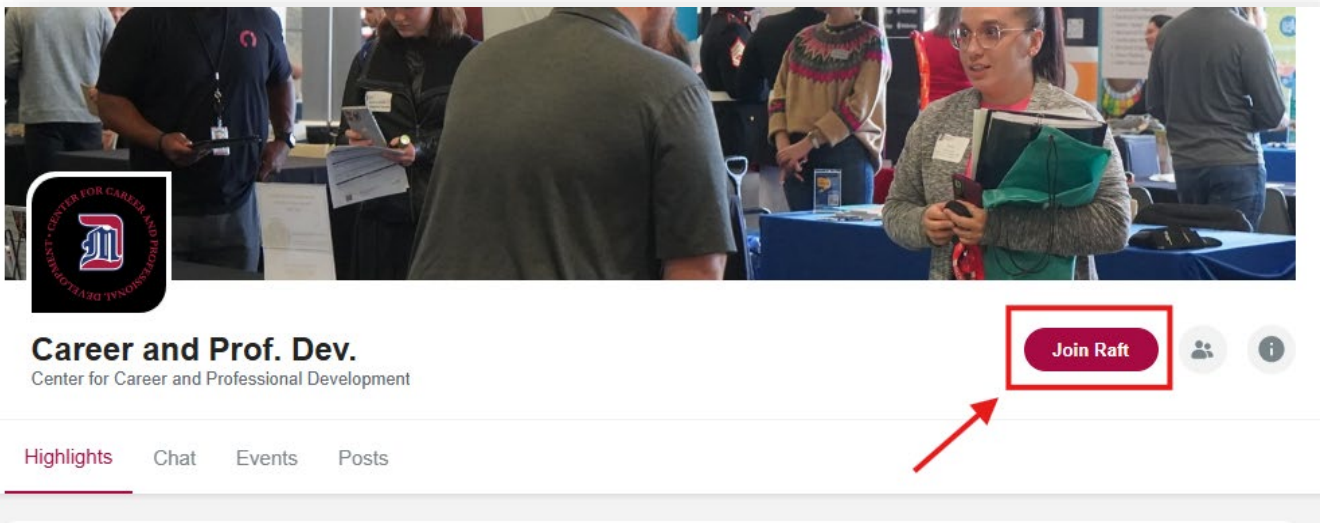
What happens when I join a Raft?

Membership has its privileges! Joining a Raft allows you to chat with fellow members, create and comment on Posts, and personalize your Raft experience.

How do I Join a Raft?

To join a Raft, go to the profile page of your interested Raft. Proceed by selecting **Join Raft**


Example: Career and Professional Development



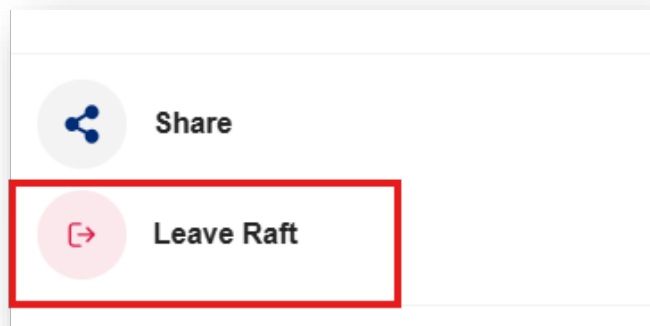
The image shows a screenshot of a Facebook Raft profile. At the top is a banner image of a woman at a career fair. Below the banner is the profile name "Career and Prof. Dev." and the subtitle "Center for Career and Professional Development". To the right of the name is a red "Join Raft" button, which is highlighted with a red rectangular box. A red arrow points to this button from the bottom right. To the right of the button are icons for a group of people and an information icon. Below the profile name are navigation tabs for "Highlights", "Chat", "Events", and "Posts".

How do I leave a Raft?

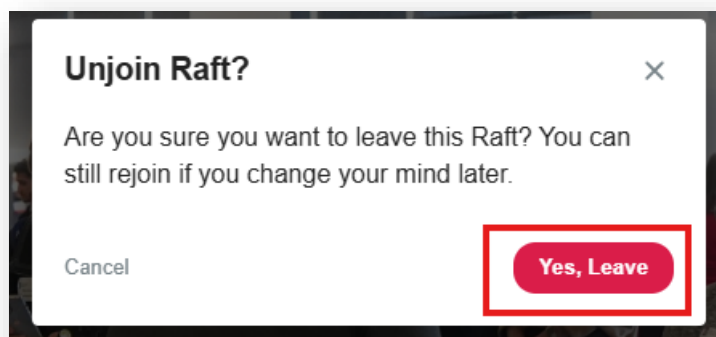
- To leave, select the Info (i) icon in the upper right corner of the Raft header to open your Raft Information section.



- Choose **Leave Raft**. If you leave a Raft, you will no longer get its Posts in your Home Page feed or be able to interact with its content. You can still view its content if it is designated as public in its privacy settings. (**NOTE: Raft Leaders cannot leave unless they choose a new Leader.**)



- You will be prompted to confirm that you want to leave that specific Raft. You can still rejoin if you change your mind later.



What is the difference between joining vs following a Raft?

On Raft, you **Follow People** and **Join Rafts**. Joining Rafts allows you to create content on that Raft and to get its Posts on your Home Page. When you follow people, you will get a notification when they create or interact with content, which is a great way to discover new Rafts or Events.

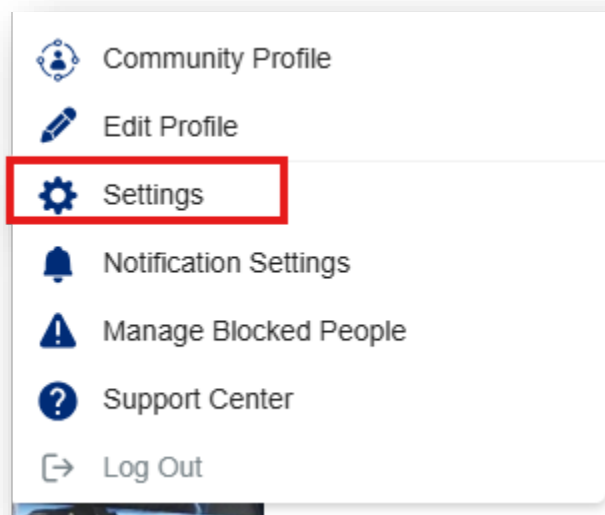
Can I delete my account?

While we never like to see people leave the app, we understand you may have your reasons. You have the option to **Delete or Suspend** your account.

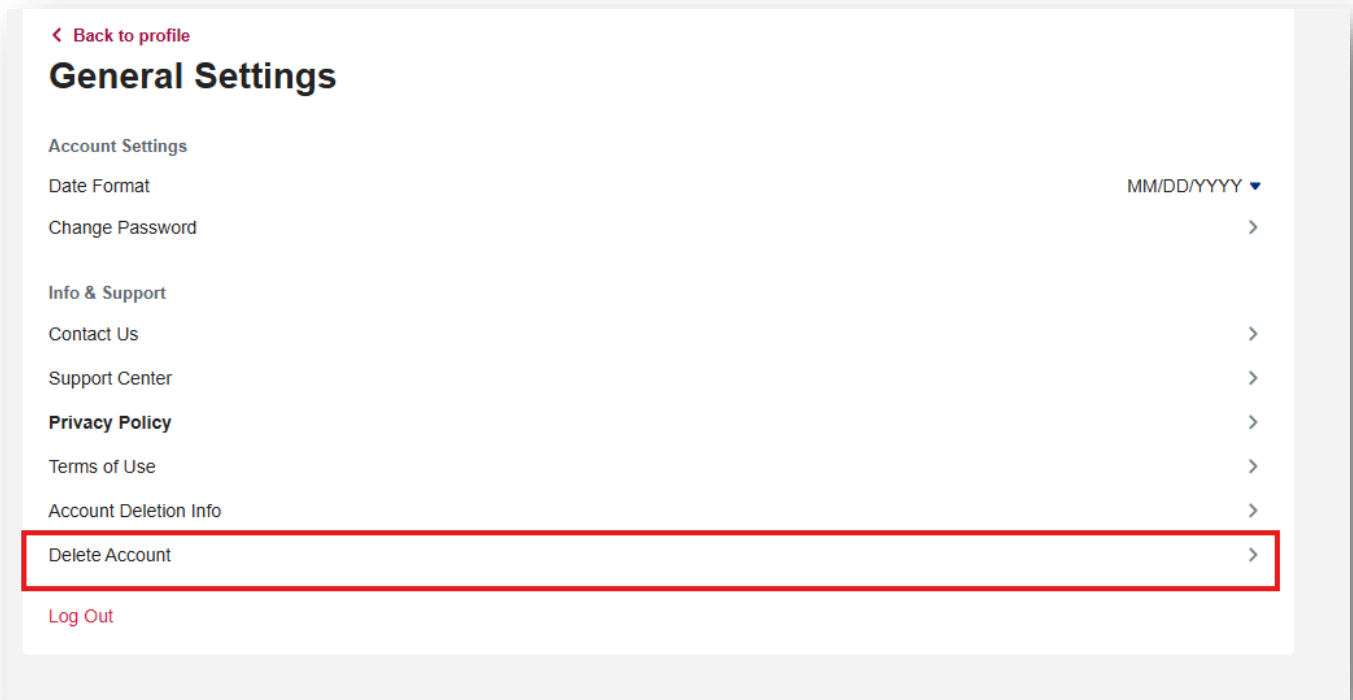
- Navigate to your **Profile Picture**



- Select the **Settings Wheel**



- Select the option **Delete Account**



- From here, you can choose to **Suspend or Delete** it.

